



## BBCO Community Meeting Overview

### *Sterling – February 2, 2022*

On February 2<sup>nd</sup>, 2022, the non-partisan “Building a Better Colorado” project hosted a 2 ½ -hour meeting with 18 civic leaders in Sterling – all of whom participated virtually due to a severe snowstorm which closed our in-person meeting facility – to solicit their input on how to improve Colorado’s K-12 education system. Specifically, BBCO engaged the participants in a discussion to explore opportunities to improve “teacher effectiveness”, “student outcomes” and “fairness of funding.”

Attendees participated in small-group discussion of the issues and potential strategies via Zoom breakout rooms. Participants used their phones to anonymously vote their opinion on the questions posed to the audience.

While BBCO defined the scope of the discussion, BBCO gave control of both the input and the outcome of this conversation to the participants.

- Rather than hosting a public meeting, BBCO worked with established community leaders to build the guest list for this meeting of individuals in the community who were individually respected and constructive and who collectively represented the diversity of the community.
- In addition to offering potential alternative strategies, BBCO asked participants to consider the option of doing nothing differently which, depending on resource constraints, could be the preferred strategy.
- BBCO invited participants to propose their own additional policy options to be considered by the full group.

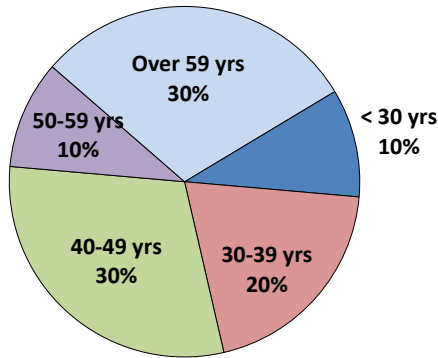


*(The snowstorm didn't allow for an in-person meeting.)*

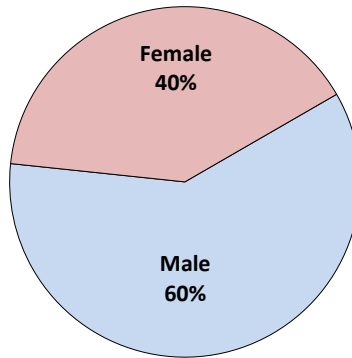
## Audience Demographic

The political mix of the audience, 10/50/40 (Democrat/Republican/Unaffiliated), closely resembled the actual voter registration of Logan county (13/51/35). While the audience was disproportionately male and exclusively Caucasian, it included a mix of age groups and professions.

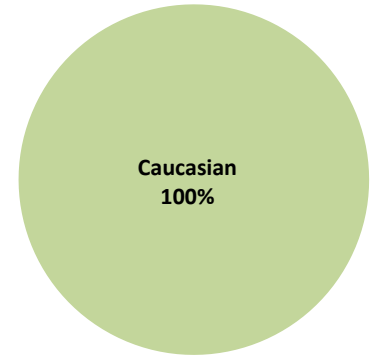
### Age



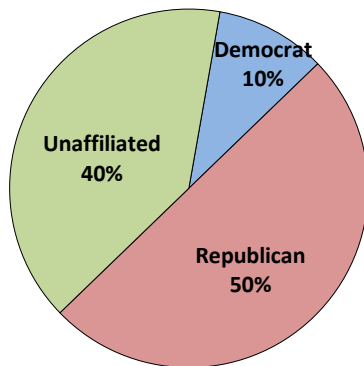
### Gender



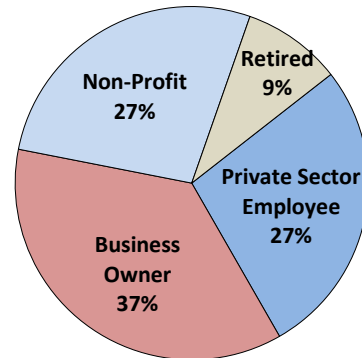
### Ethnicity



### Politics



### Profession



## What do you think is the greatest value of education?

(Rank top two priorities from list of 6 options.)

- 1/2. Supporting our collective quality of life. (33%)
- 1/2. Contributing to our economic productivity. (33%)
3. Sustaining our civil democracy. (21%)
4. Improving our individual quality of life. (13%)

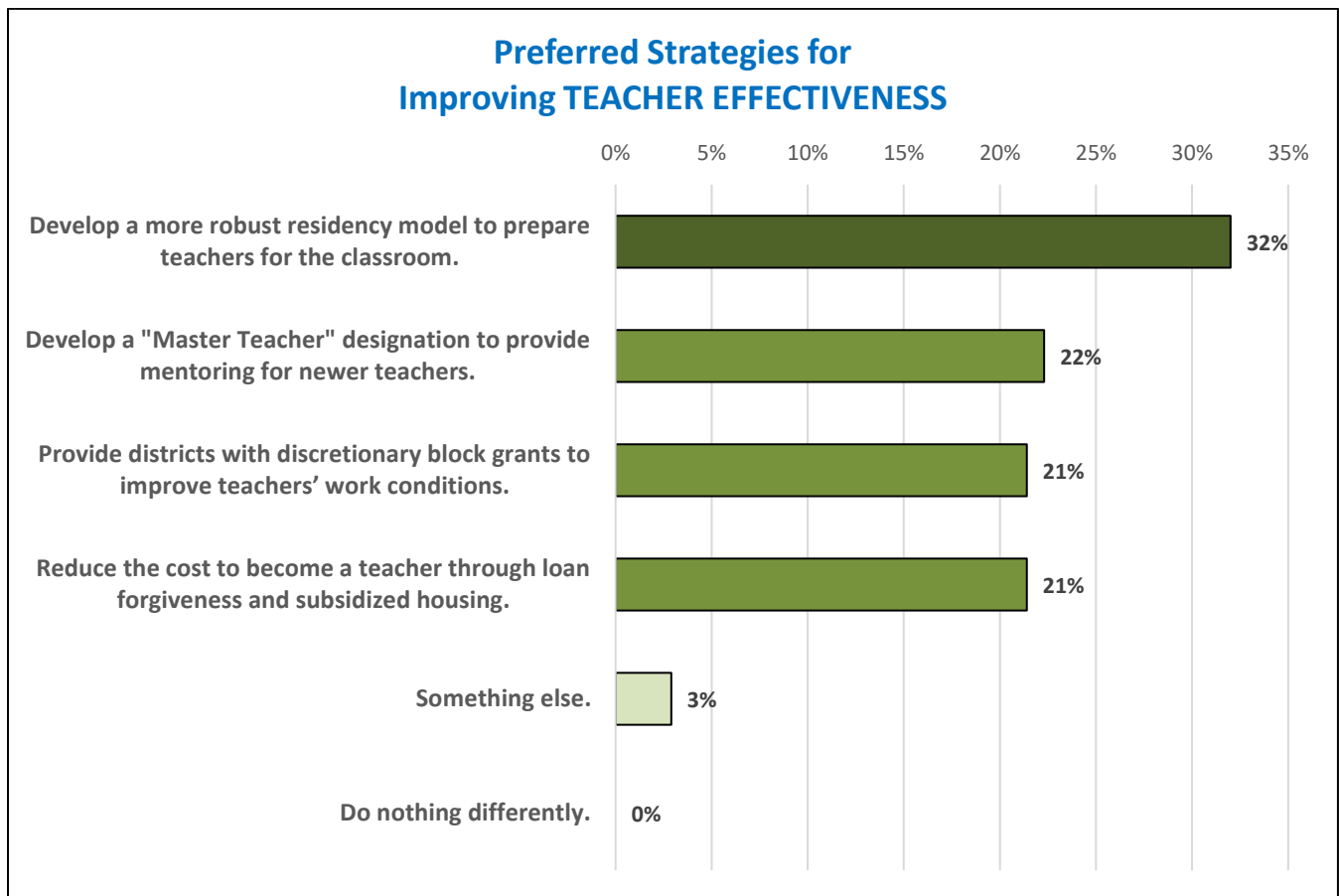
## What do you want from Colorado's K-12 education system?

(Rank top two priorities from list of 10 options.)

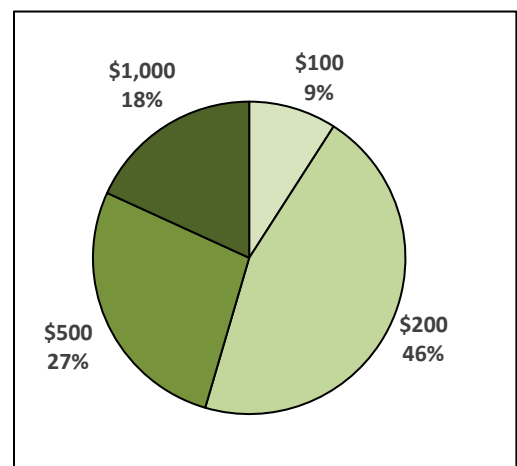
1. An education that allows every child the opportunity to succeed. (41%)
2. Align curriculum with workforce needs. (23%)
3. A high-performing and stable teacher workforce. (15%)
- 4/5. More emphasis on leadership skills. (8%)
- 4/5. More emphasis on Science, Technology, Engineering and Math. (8%)

## Preferred Strategies

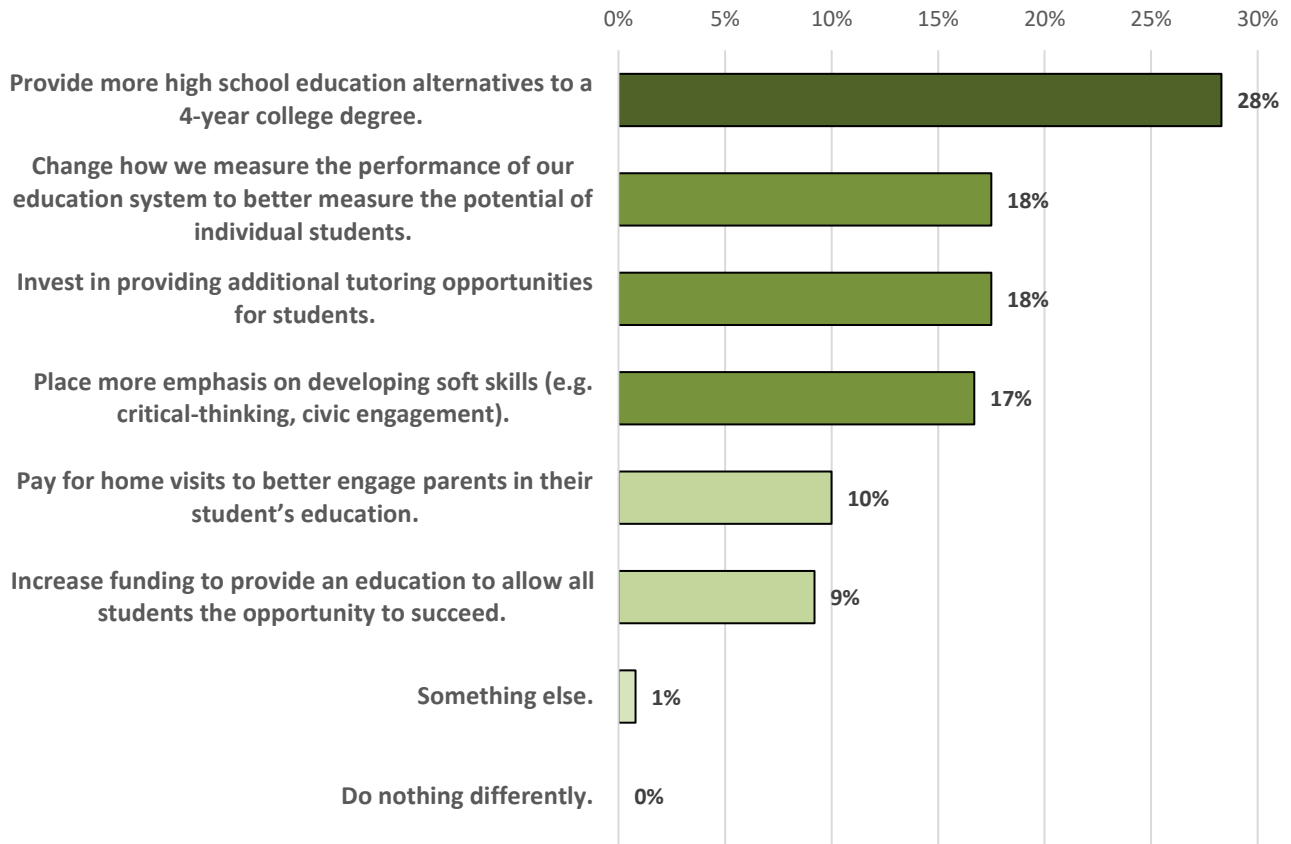
After engaging in small-group discussion before each vote, the group ranked several potential strategies to improve both “Teacher Effectiveness” and “Student Outcomes.” Additionally, in order to assess their relative enthusiasm for these strategies, participants were asked to indicate how much more tax they would be willing to pay to implement their preferred strategies; the values of their responses were not cumulative.



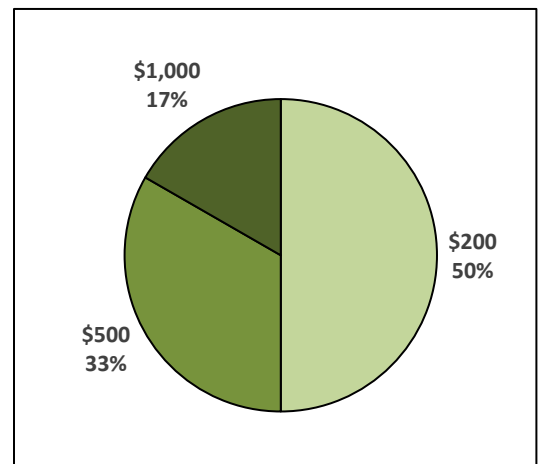
**How much MORE TAX would you personally be willing to pay each year to implement YOUR highest priority strategy to improve TEACHER EFFECTIVENESS?**



## Preferred Strategies for Improving STUDENT OUTCOMES



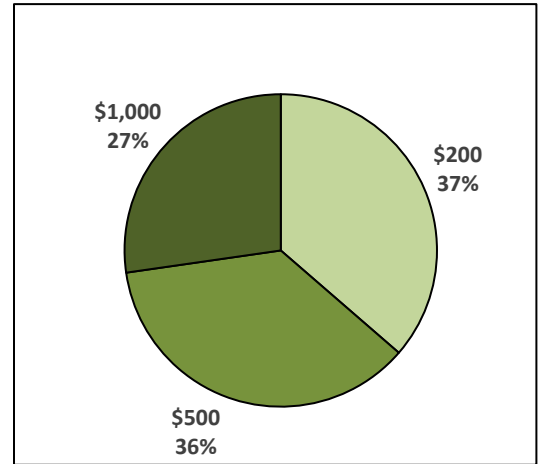
**How much MORE TAX would you personally be willing to pay each year to implement YOUR highest priority strategy to improve STUDENT OUTCOMES?**



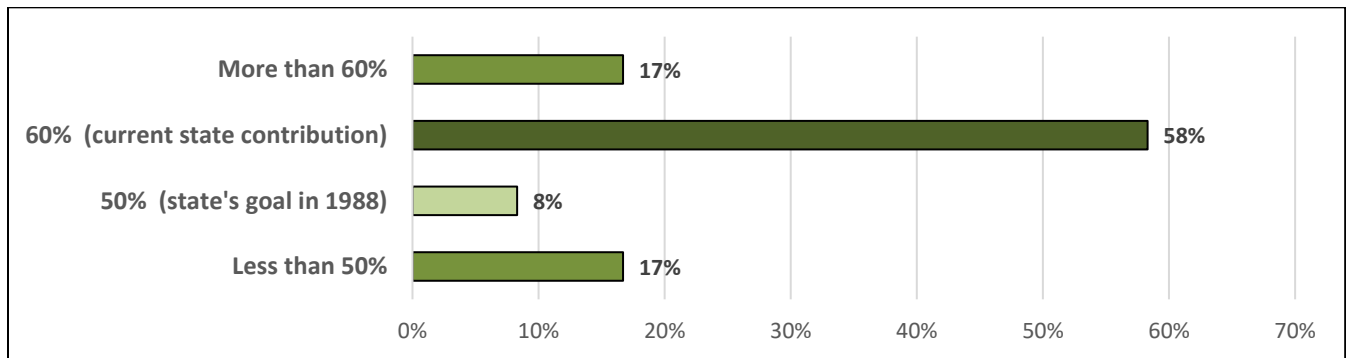
## Value Questions

In addition to considering specific strategies for improving K-12 education, participants also discussed and weighed-in on broader foundational questions regarding the funding of Colorado’s K-12 education system.

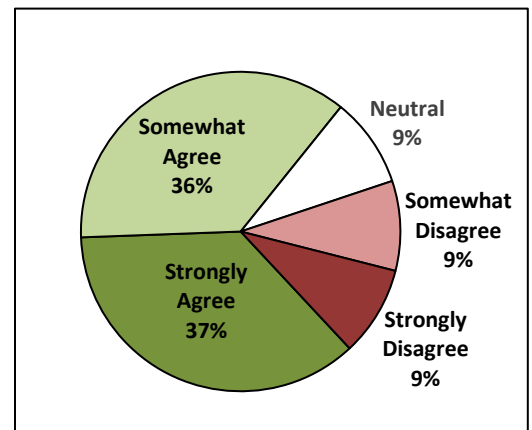
**How much MORE TAX would you be willing to pay each year to achieve the goal that...  
All kids in Colorado have equal access to a K-12 education that allows them the opportunity to succeed?**



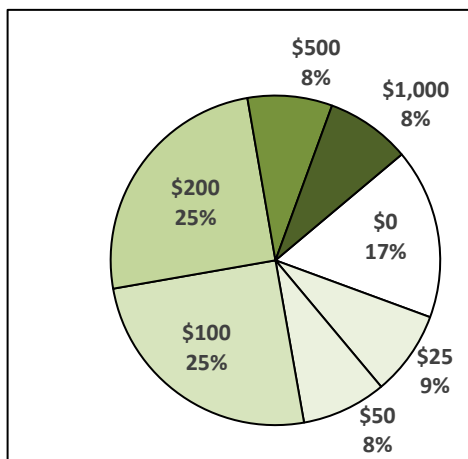
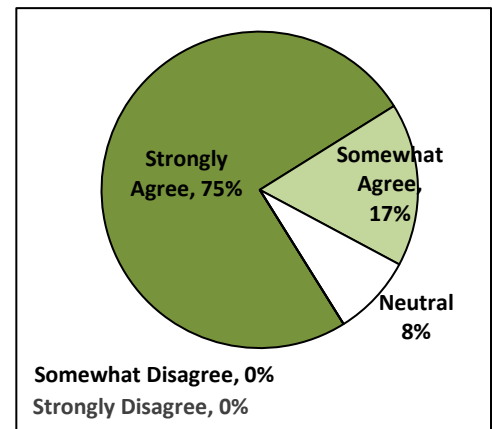
**What share of the Local/State K-12 funding partnership should the STATE contribute?**



**How much do you agree or disagree?  
“All Colorado taxpayers should contribute an equal effort to fund our K-12 education system relative to their own property values, even if this means that districts with MORE property wealth wind up subsidizing the education cost for districts with LESS property wealth.”**

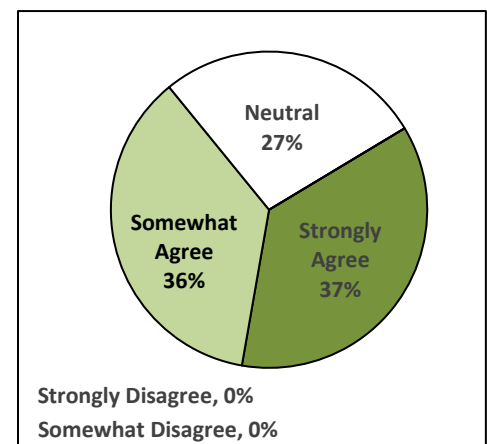


**How much do you agree or disagree?**  
***“Local taxpayers should be allowed to invest additional local funds into their school district – beyond what’s required to provide a basic quality K-12 education – to create for their students a better, and therefore unequal, education opportunity.”***

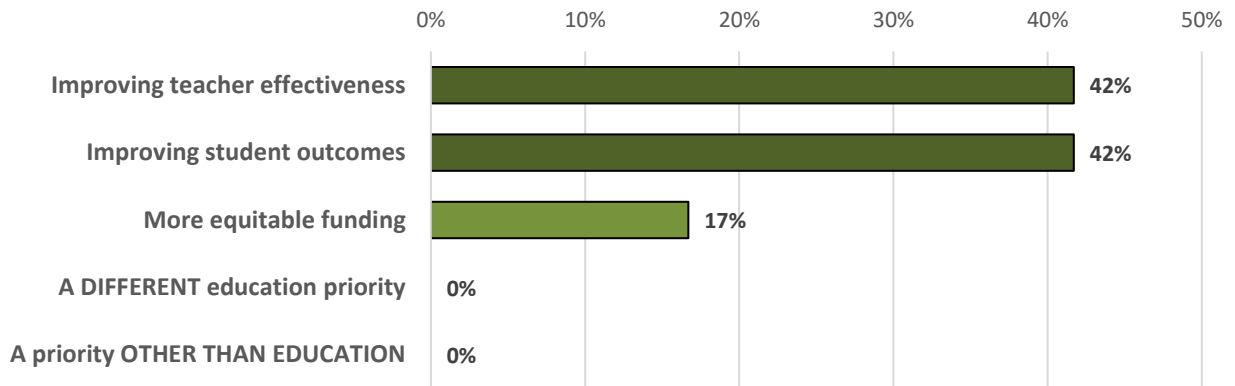


**How much MORE TAX would you pay to...**  
**Provide more information to taxpayers about how their current investment in K-12 is being spent.**

**How much do you agree or disagree?**  
***“Colorado should pursue major systemic changes in our state’s education system to improve teacher effectiveness, student outcomes, and equitable funding.”***



### Which do you think should be the higher priority for Colorado to pursue?



### Participant Feedback regarding Presentation, Materials and Meeting Format

At the conclusion of the meeting, BBCO invited participants to take a brief online survey to provide their feedback on the material presented and format of the meeting.

Performance Metric	Average Level of Agreement 1 = Do NOT Agree 10 = Agree Strongly
This meeting was worth my time.	9.0
The material was understandable.	8.9
The outcome of this conversation was determined by the audience and not predetermined.	8.3
The presentation and material appeared neutral and not biased.	8.9